

Long Running – Long Life – Compact
**Oil-free Compressors
and Vacuum Pumps**

Series KK / KV 8 und KK / KV 15



Oil-Free Small Compressors

Economical, Small Compact Design

Oil-Free Air

Oil-free compressors from DÜRR TECHNIK are extremely reliable and pollution free. The use of oil-free compressed air ensures that the nozzles and valves function perfectly and that oil-vapour does not contaminate air. The compact design, high service life and a pleasantly low noise level are further important features of compressors from DÜRR TECHNIK.

Small Design

Whether for the installation in OEM applications or fitted on air receivers complete and ready for operation the small oil-free compressors of

DÜRR TECHNIK produce reliable oil-free compressed air – day after day.

Extensive Range of Accessories

With the compressor we can offer as optional extras a large range of accessories such as anti-vibration mounts, air intake filters, motor protection relay for DC motors, armoured pressure hoses, carry handles and other necessary items and components in addition to the basic equipment. The special accessories list contains a selection of these optional extras with a short description.

Technical Description

Compact Piston

Piston and piston rod form a single rigid unit. By using this type of construction there develops beside the lifting action a tilting motion. To compensate for this the compact piston is fitted with a special seal element.

High-Quality Valves

Lamellar valves made of high-grade spring steel ensure a constant performance.

Robust Bearings

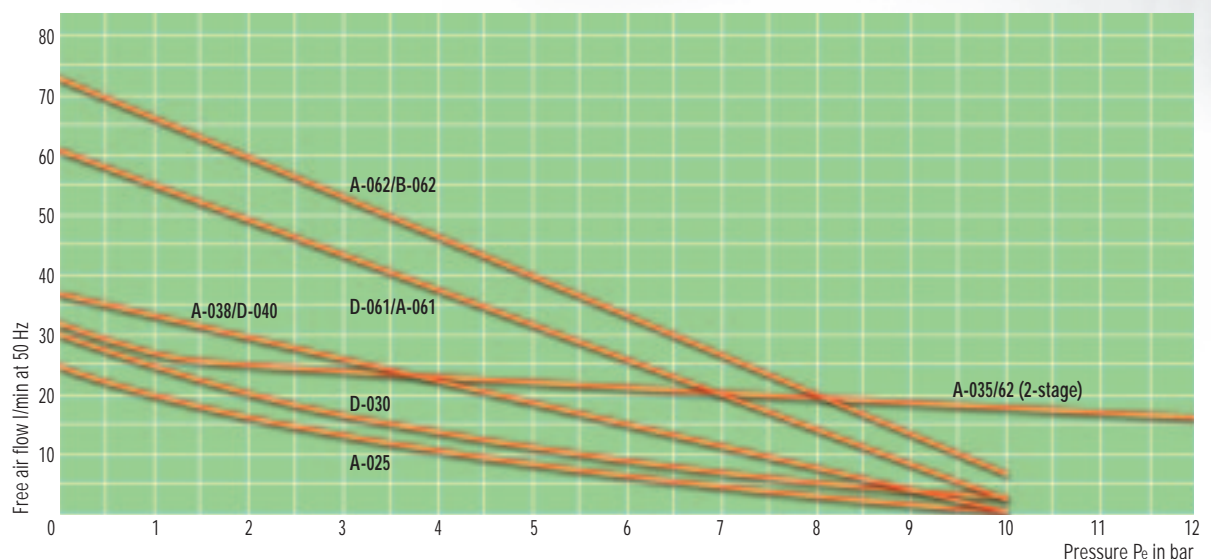
Manufactured to the highest tolerances and sealed for life, completely maintenance free ball bearings with double RS seal.

Cooling System


Two fans built into the motor and crankcase produce a high level of cooling air, maintaining a low running temperature creating the condition for 100% continuous operation at 7-bar pressure. Even with an ambient temperature up to 40 °C.

Motors

AC motors are fitted with winding protectors as standard. DC motors are prepared to accept a thermal trip relay.



Technical Data



OIL-FREE SMALL COMPRESSORES

Type Series KK8	Free air flow at 0 bar (l/min)	Nominal pressure PN (bar)	Noise level dB (A)	Protection class (IP)	Rating Data*			Voltage (V)	Frequency (Hz)	Weight (kg)	Dimensions LxWxH (mm)
					Motor input P1 (W)	Current consumption (A)					
A-025	25	7	55	54	270	1,2	230	50/60	4,8	230x151x158	
A-025	25	7	55	54	240	2,1	110/115	50/60	4,8	230x151x158	
B-025	25	7	55	54	220	0,55	400	50	4,8	233x129x158	
D-030	30	7	61	00	156	13	12	-	4,4	209x108x156	
D-030	30	7	61	00	122	6,4	24	-	4,4	209x108x156	

Type Series KV15	Free air flow at 0 bar (l/min)	Nominal pressure PN (bar)	Noise level dB (A)	Protection class (IP)	Rating Data*			Voltage (V)	Frequency (Hz)	Weight (kg)	Dimensions LxWxH (mm)
					Motor input P1 (W)	Current consumption (A)					
A-038	38	7	57	54	310	1,5	230	50/60	6,3	252x165x180	
B-038AB	38	7	57	54	290	1,17-0,68	230/400	50/60	6,3	252x165x180	
D-040	40	7	61	20	192	17,5	12 DC	-	6,0	242x121x175	
D-040	40	7	61	20	192	9	24 DC	-	6,0	242x121x175	
A-061	60	7	66	54	505	2,6	230	50/60	8	252x165x180	
D-061	61	7	69	54	520	43	12 DC	-	7,3	245x133x190	
D-061	61	7	69	54	500	21	24 DC	-	7,3	245x133x190	
D-061	61	7	69	54	400	3,7	110 DC	-	7,3	245x133x190	
A-062	73	7	59	00	435	2,0	230	50	9,8	298x125x175	
B-062	73	7	60	20	470	0,9	400	50/60	9,1	286x125x175	
A-035/62	32	12	57	00	350	1,7	230	50/60	8,5	282x185x205	

OIL-FREE PISTON VACUUM PUMPS

Type Series KV8	Suction capacity at 0 bar S (l/min)	End pressure P _{abs} (mbar)	Noise level dB (A)	Protection class (IP)	Rating Data*			Voltage (V)	Frequency (Hz)	Weight (kg)	Dimensions LxWxH (mm)
					Motor input P1 (W)	Current consumption (A)					
A-025 E	25	180	55	54	223	0,97	230	50/60	4,8	230x151x158	
A-025 E	25	180	55	54	190	1,64	110/115	50/60	4,8	230x151x158	
D-030 E	30	180	59	00	80	6,7	12 DC	-	4,4	209x108x156	
D-030 E	30	180	59	00	75	3,0	24 DC	-	4,4	209x108x156	

Type Series KV15	Suction capacity at 0 bar S (l/min)	End pressure P _{abs} (mbar)	Noise level dB (A)	Protection class (IP)	Rating Data*			Voltage (V)	Frequency (Hz)	Weight (kg)	Dimensions LxWxH (mm)
					Motor input P1 (W)	Current consumption (A)					
A-038 E	39	150	55	54	220	1,32	230	50/60	6,3	252x165x180	
D-040 E	40	150	59	00	104	8,7	12 DC	-	6,0	242x121x175	
D-040 E	40	150	59	00	120	5,0	24 DC	-	6,0	242x121x175	
A-062 E1	38	30	49	20	250	1,6	230	50/60	9,3	291x139x205	
A-062 E2	72	150	53	20	260	1,6	230	50/60	9,3	291x139x205	

* Special voltages and frequencies are available on request.

All machines are 100% continuous running up to an ambient temperature of 40 °C.

The products are equipped with accessories and finished with special non standard paint.

Oil-Free Compressor Stations

Plug In – Switch On – Ready To Go
Compact Solutions from DÜRR TECHNIK



UA-025



WA-038
WD-040



WA-062

Oil-Free Compressor Stations

Quality is the key to our success. All components and materials used are submitted to the most rigorous testing criteria. Only high precision manufactured parts are used and with continuous quality assurance ensure a safe and quiet operation of the compressor, even with a pressure of 7 bar.

All receivers are supplied with a special internal anti-corrosion coating. This prevents rust particles migrating into the air supply line, ensuring the perfect operation of downstream equipment.

Special Features of Oil-Free Compressors from DÜRR TECHNIK:

- High reliability
- Extremely long service life
- Low noise levels
- 100 % continuous operation

The Compressor Stations are Available in Various Combinations:

1. Standard format: mechanical method of discharge and manual drainage.
 2. Enhanced format: electrical method, single solenoid valve and automatic drain with timer.
- Advantages:
- After a power failure the compressor re-starts automatically
 - The automatic drain means that the weekly maintenance work is unnecessary.

Stations equipped with DC compressors are fitted with protection relays to safeguard the motor.

Flexible ZK-Modular System

Different component options and combinations are possible with this system. Simply select an appropriate compressor size and the optimal air receiver, decide on control gear with automatic or manual condensate drain, starting sphere or starter solenoid and choose options like an hour run meter, safety relief valve or pressure gauge. Individual customer requirements can be processed fast and efficiently. Developing working partnerships with our customers ensures a perfect finished product.

OIL-FREE COMPRESSOR STATIONS

Type	Free air flow at 0 bar (l/min)	Noise level at PN dB (A)	Voltage (V)	Frequency (Hz)	Pressure receiver (l)	Weight (kg)	Dimensions LxWxH (mm)	Starting mechanism	Automat. starting	Mechan. condensation drain	Automat. condensation drain	Operating hours meter
UA-025	25	55	230	50/60	3	11	330x330x320	•		•		
UA-025K	25	55	230	50/60	3	11	330x330x320	•			•	
WA-038	38	57	230	50/60	10	17	545x180x400	•		•		
WA-038AK	38	57	230	50/60	10	17	545x180x400		•		•	
WA-062	73	59	230	50	10	20	545x180x400	•		•		
WA-062ABK	73	59	230	50	10	20	545x180x400		•		•	•
WD-040	39	61	12	DC	10	15	545x180x400	•		•		
WD-040	39	61	24	DC	10	15	545x180x400	•		•		

Oil-Free Piston Vacuum Pumps

Consistently Reliable, Long Service Life

Extremely Long Service Life

The strong construction of the bearings ensures great safety reserves during vacuum operation, resulting in extremely long service life. Even in continuous running conditions many thousands of hours can be achieved.

Constant Delivery

Through precisely matched component parts, the suction capacity remains almost unchanged after many thousands of operating hours.

High End Vacuum

The 2-stage pump achieves an end vacuum of 30 mbar, exceptional for an oil-free vacuum pump.

Compact Size

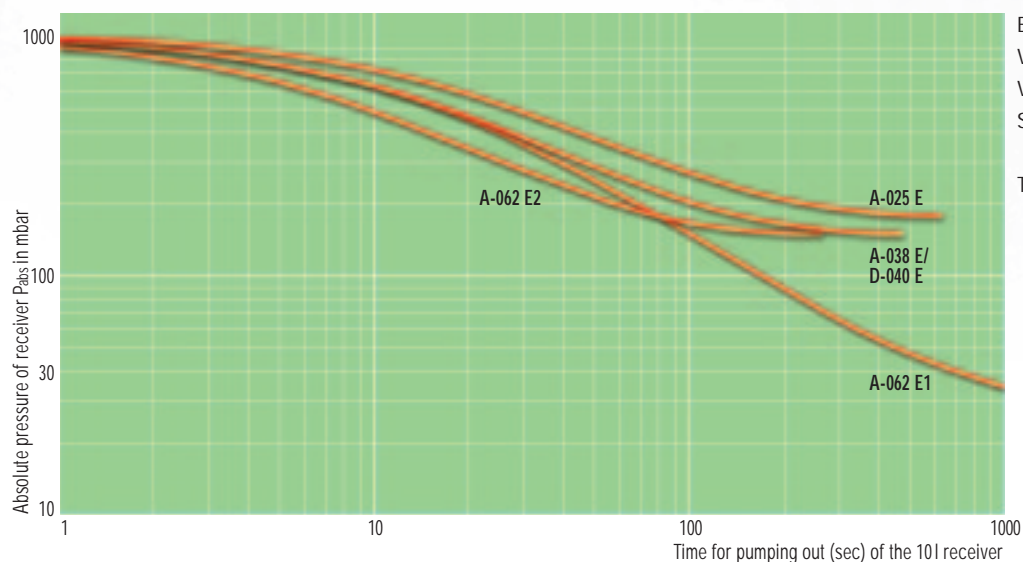
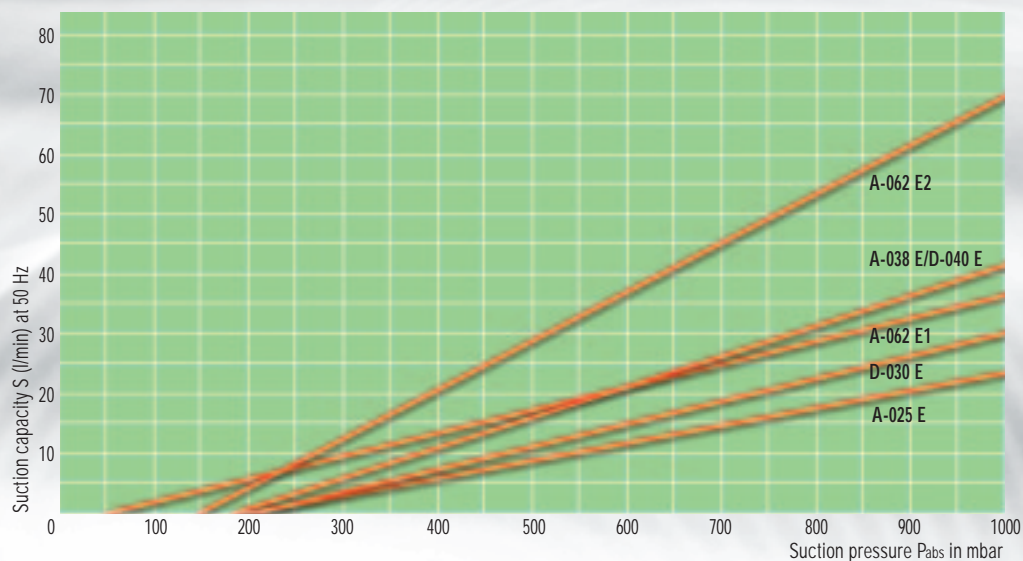
The small dimensions are ideal where limited space is available when installing into other equipment.

Low Noise Level

A pleasant working environment is ensured by the low noise level whilst the pumps are in operation.

Varied Applications

The oil-free vacuum pumps of the KV8 and KV15 series fulfil all of the highest requirements. Whether through 24-hour operation in industrial use or the high requirements of medical equipment, DÜRR pumps meet these demands.



Example:

Volume to be evacuated = 80 l

Vacuum required = 200 mbar

Selected pump A-062 E1

Time for pumping out = $80/10 \times 34$

= 272 sek

The Quality Security for our Customers

DÜRR TECHNIK is certified according to the
QS-management system DIN EN ISO 9001:2000.

Customized Equipment Solutions

DÜRR TECHNIK develops, designs and manufactures also individual compressed air units completely according to the requirements of their customers. Compact small compressed air stations, effective noise insulation or restricted installation conditions – the specialists of DÜRR TECHNIK conceive economical solutions. Use our experience of many years.

DÜRR TECHNIK – your competent partner.



**DÜRR
TECHNIK**
www.duerr-technik.com

DÜRR GmbH + Co. KG · Luft- und Processor-Technik
Postfach 1129 · 74301 Bietigheim-Bissingen
Pleidelsheimer Straße 30 · 74321 Bietigheim-Bissingen
Telefon +49 (0) 71 42-90 22-0 · Fax +49 (0) 71 42-90 22 99
office@duerr-technik.de · <http://www.duerr-technik.com>

DÜRR TECHNIK Sverige AB
Box 302, S-571 24 Nässjö
Tel. +46 (0) 3 80-55 49 80, Fax +46 (0) 3 80-7 43 15
duerr@baskomponent.se

DÜRR TECHNIK (UK) Ltd,
5 Ashmead Business Centre
Ashmead Road, Keynsham, Bristol BS31 1SX
Tel. +44 (0) 117-9 86 04 14, Fax +44 (0) 117-9 86 04 16
office@durrtechnik.co.uk · <http://www.durrtechnik.co.uk>

DÜRR TECHNIK France S.A.R.L.
26, rue Diderot, F-92000 NANTERRE
Tel. +33 (0) 1 55 69 11 80, Fax +33 (0) 1 55 69 11 81
durrtechnik@durrtechnik.fr · <http://www.durrtechnik.fr>